



MARLING
SIXTH FORM
Downfield Road

CREATE YOUR FUTURE



Welcome to Marling Sixth Form Y13 Parents' Information Meeting September 2023

Ms Harris
Head of Sixth Form

Mrs Bailey-Yip
Head of Yr13

Mr Elson HEI Lead





MARLING
SIXTH FORM
Downfield Road

CREATE YOUR FUTURE



Aim: introduce you to

- Changes
- Priorities for Y13
- Deadlines

45-50 minutes

Opportunity for questions

(Please silence mobile phones)

Fire exits



MARLING
SIXTH FORM
Downfield Road

CREATE YOUR FUTURE

Tutors



Y13 tutor group		Email	UCAS adviser
CAA	Mrs Austin	caa@marling.school	DJE
CZH/PEK (HAE)	Mrs Harrison	czh@marling.school	HER
JD/AET (EBW)	Mrs Dale	Jd@marling.school	ARBY
JEA	Mrs Ashley	jea@marling.school	DJE
JRZ	Mr Zeal	jrz@marling.school	DJE/ARBY
LXL/FG	Mrs Leggett	lxl@marling.school	HER
MJW (AEK)	Mr Whyte	mjlw@marling.school	LEH
PK	Mr Kernaghan	pk@marling.school	ZB
SMW/HGG/CXH	Dr Warren	smw@marling.school	ARBY





MARLING
SIXTH FORM
Downfield Road

CREATE YOUR FUTURE



- Downfield - two separate sixth form centres. The Lecture Theatre will be shared.
- Marling - existing space, plus upstairs in Hale, which will be the **supervised study area for Y13.**
- New cafe in Downfield for Marling, serving a range of foods, including salads and healthy options. The snack bar will continue to operate in East Campus.
- Y12s and Y13s can use East Campus and Downfield
- Main Dining Hall - food & drink and study space during lesson time
- Extra study space - Marling Library





MARLING
SIXTH FORM
Downfield Road

CREATE YOUR FUTURE



Dress code

You are role models and ambassadors for our community.

Clothing must remain appropriate for a school setting and for a modern workplace. In all circumstances, the judgement of what is appropriate remains with the Sixth Form leadership team.

- Lanyards must be worn at all times when on site. Failure to do so is a breach of security.
- Site, or subject specific health and safety requirements must be adhered to at all times.
- Facial piercings should be studs or small rings only.
- Hoods or hats may not be worn inside the school building.
- Clothing displaying provocative or offensive slogans or images cannot be worn.





MARLING
SIXTH FORM
Downfield Road

CREATE YOUR FUTURE



Transport to school

We are keen to encourage safe and sustainable transport options. You are therefore encouraged to travel to school on foot, by bike, or on public transport.

While we understand that many students want to take advantage of the new-found freedom that a driving licence offers, the environmental impact of large numbers of private cars being driven to and parked at school each day should be considered.

Limited parking is available at Marling Sports Hall for students who have a good reason for not being able to use public transport to travel to school. If you think you are eligible, you must first apply for a Parking Permit from Marling Sixth Form Reception. Permits from last year are not valid.





MARLING
SIXTH FORM
Downfield Road

CREATE YOUR FUTURE



Parking

If you have a permit you can park in the Sports Hall car park. Please do not use any car parks on the school site - you will be asked to move your car and sanctions will be applied.

Free parking is available in the car park just off Cainscross Roundabout (3 minutes' walk from school) or at Stratford Park (10 minutes' walk Page from school).

We request that you do not park in Beards Lane or Downfield Road, as this causes congestion for local residents.

If we feel that any vehicles are parked in a way that causes obstruction or nuisance to residents or other road users, we will ask you to move your car. If we feel that your behaviour brings the school into disrepute, we will apply sanctions. We value the relationship we have with our immediate community and expect our students to respect this and contribute to it in a positive manner





The school day



Reg	P1	P2	Break	P3	P4 (PM reg)	Lunch	P5
8.40-9	9-10	10-11	11-11.20	11.20-12.20	12.20-1.20	1.20-2.10	2.10-3.10

- **PM registration is now P4 - 12.20** - (Reg in Hale room if you have no lesson)
- You can leave site during break and lunch times and 'frees' but must tap out and in.
- You have the privilege of flexible home study from pm reg onwards if you have no lesson in P4 and/or P5. Once you have registered you must tap out when leaving site.
- Flexible study privileges may be revoked for lateness, attendance issues, academic issues or breaches of the Student Learning Agreement.



MARLING
SIXTH FORM
Downfield Road

CREATE YOUR FUTURE



Attendance reminders

- Attendance at all timetabled sessions is compulsory - morning registration and tutor time, Lessons, Tutor Periods, Supervised Study
- If your teacher is absent you must sign a register to show you are present
- If you are unwell you should report to reception in the Sixth Form. Under no circumstances should you simply leave school without speaking with a member of staff.
- If you need to be away from school for a genuine reason other than illness, you will need to complete a Planned Absence Form and have it approved
- Absences which would be authorised include a hospital appointment, a funeral, a university visit/interview or a practical driving test. Driving theory tests and normal driving lessons are not a reason for missing lessons or supervised study and should be organised during independent study periods, lunch time, or after school.
- Routine appointments booked by you or a parent/carer to see dentists, doctors, opticians, etc. should not be made during lesson time. These absences will not be authorised.
- **MISSED LESSONS AND UNAUTHORISED ABSENCES AFFECT YOUR ATTENDANCE RECORD**





Key conduct reminders

SMOKING POLICY

- All school property is a non-smoking area.
- Sixth form students are role models to lower school students and ambassadors in our community. Smoking or vaping on school site or in proximity to school (including the railway bridge) will not be tolerated and will be sanctioned.
- If you must smoke or vape during your break or lunchtime, you must not be in the proximity of the school.

ASSEMBLING OFF SITE

- Students must not assemble in groups in proximity to school (including the railway bridge and pathways and surrounding residential areas).
- Please be considerate of our neighbours and mindful of your role in our community. If your behaviour results in complaints from members of the community, and we feel that you are representing the school in a negative way, sanctions will be applied.





MARLING
SIXTH FORM
Downfield Road

CREATE YOUR FUTURE



We want everyone to feel welcome and included in Marling Sixth Form

- Everybody is here by choice
- Everybody has a part to play in making this an inclusive, respectful and tolerant place to be
- We have a zero tolerance approach to prejudice-related behaviour of any kind
- Please tell us if you see or experience anything that does not fit with these values
- We can only tackle what we know about



MARLING
SIXTH FORM
Downfield Road

CREATE YOUR FUTURE



WE ARE MARLING

Our Core Values:

- ★ Kindness
- ★ Intellectual
Curiosity
- ★ Perseverance

- ❖ Inspiring Excellence
- ❖ Building Character
- ❖ Succeeding Together





MARLING
SIXTH FORM
Downfield Road

CREATE YOUR FUTURE



The importance of sixth formers

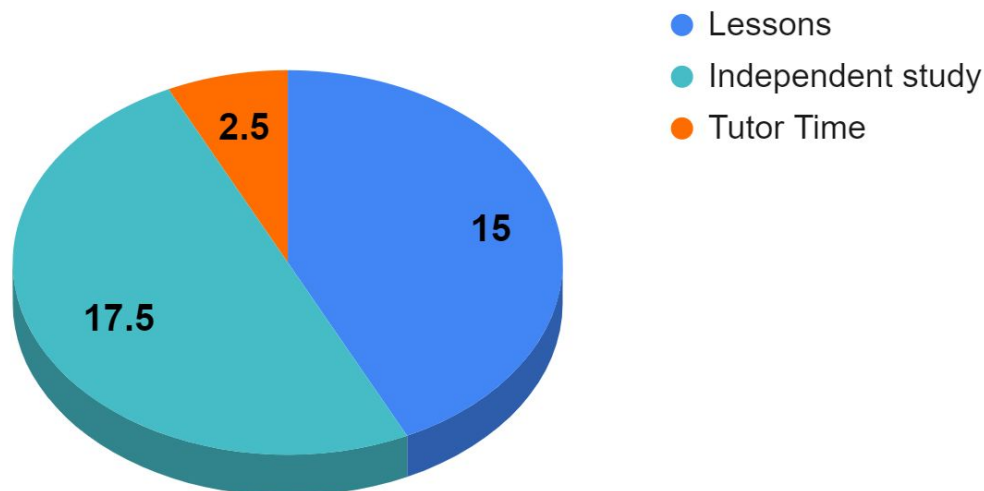
- We are proud of the contribution our sixth formers make to the school
- Role models for younger students
- Ambassadors in the community



Increased academic focus

- Your working week should be approximately 35 hours
- For each hour in the classroom spend at least one hour studying independently
- Use your study periods in school to complete about half of your independent study hours
- Schedule the rest of your independent study hours in the evenings and at weekends

Y13 35-hour working week



Study hours will increase before mock exams and before A Level exams



MARLING
SIXTH FORM
Downfield Road

CREATE YOUR FUTURE



Tutor Programme

Y13 Week 1	Weekly briefing (5 mins) 5-min focus	PSHE theme	Mini debating	A Level Study Skills (P2 PSHE)	Quiz/tutor group choice
Week 2	Weekly briefing (5 min) 5-min focus	Assemb (MH)	A Level Study Skills	PSHE theme	Quiz/tutor group choice
Increased focus on student-led activities and presentation/discussion skills. PSHE programme looking at Post-18 preparation.					





MARLING
SIXTH FORM
Downfield Road

CREATE YOUR FUTURE



Y13 priorities

This year will be the most important year in your school career.

And probably the hardest.

It will also go incredibly fast!





MARLING
SIXTH FORM
Downfield Road



SUCCESS

- Have a clear vision of what you are working towards
- Your WHY needs to be stronger than your excuses
- Action comes before motivation





- Have a clear vision of what you are working towards
- Your WHY needs to be stronger than your excuses
- Create small, achievable goals
- Action comes before motivation (Will power)



MARLING
SIXTH FORM
Downfield Road

CREATE YOUR FUTURE



Y13 priorities

The detail will vary, but the WHY will be the same for most of you:

**To do what you need to get your future
choice of ...
university/course/apprenticeship/job**





MARLING
SIXTH FORM

Downfield Road

CREATE YOUR FUTURE



The end of the sixth form journey...

5 Cambridge 1 Oxford 5 Warwick 6 Manchester 5 York

1 Cornell 9 Cardiff

3 Liverpool 8 Birmingham 3 Newcastle

4 Bristol 4 Sheffield 5 medics, 1 vet,
1 dentist

4 Durham

3 Leeds 11 Exeter

8 Swansea

Central St
Martins, Trinity
Laban
Conservatoire

Apprenticeships Level
5-6 GE Aviation,
Renishaw

A huge range of destinations and courses! 175 firm choices.





MARLING
SIXTH FORM
Downfield Road

If you don't know what course/job you want, good A Levels will open doors when you do...





MARLING
SIXTH FORM
Downfield Road

CREATE YOUR FUTURE



- Making plans and applications for next year
- Preparing for and sitting A Levels



A Year of deadlines: **REAL DEADLINES!**

Essential to identify your priority tasks

Urgent (By when)	Coming up (By when)
Early Apps - Test registration	Personal statement
UCAS Application Form	Course choices
Prepare for unit tests	Academic study
	Test preparation



Dates & advice

Use the
version posted
on M613.

MARLING SIXTH FORM

Future Plans

Careers & University Guide

Summer 2024 leavers

***'Nobody can tell you where to go or what to do!
You have to make your own decision.'***
UCAS

Whether you start an apprenticeship, go to university,
take a gap year, or commence employment, this booklet provides guidance
and signposts you to further sources of information.





MARLING

SIXTH FORM

Downfield Road



- **Key Dates**
- **Applying to university through UCAS**
- **UCAS track**

Personal Statement writing

- **General Guidance**
- **Structure Overview**
- **Content**

The University Application Process

- Key Dates
- Applying to university through UCAS
- UCAS track

Personal Statement writing

- General Guidance
- Structure Overview
- Content

What next – careers advice

- The national and local job market
- Career quizzes

After A Levels: alternatives to university

- Higher and Degree Apprenticeships
- School Leaver Programmes
- Armed forces
- Employment
- CVs and Covering letters
- Interview skills

University Research

- Study Overseas
- Higher Education in the UK
- Art Foundation
- UCAS Conservatoires
- Student Finance
- University Open Days
- Finding the right degree
- Work placements & Internships within your degree
- Choosing courses
- Gap Year





MARLING
SIXTH FORM
Downfield Road

CREATE YOUR FUTURE



Early applicants/competitive courses - test registration

YOU MUST CHECK ALL DATES RELEVANT TO YOUR COURSE AND COLLEGE - check your course details on UCAS

- 15th September - LNAT (Oxbridge) - register yourself
- 21st September - UCAT - register yourself
- 15th September - Marling exams office deadline for Oxbridge test registration incl BMAT
- 29th September - Oxbridge test registration deadline





MARLING
SIXTH FORM
Downfield Road

KEY DATES



20 September - internal pay and send deadline for early apps

2 October - UCAS Conservatoires deadline (Music)

16 October - UCAS early apps deadline (6pm)

10 November - Marling deadline for students to click 'Pay & Send' if they want applications sent before Christmas. Applications not received by 20th November **may not be sent before Christmas.**

8 January - Pay & Send deadline for all students who want to apply by 31st January

31 January - UCAS deadline for equal consideration of applications (Some offers are made from November onwards)





The 10th November deadline is early for a reason:

- your application needs to be checked by your tutor and re-worked/ re-submitted removing errors
- your reference from your tutor needs to be written/completed
- your application needs to be checked by your tutor group's adviser and sent to UCAS.

University admissions tutors start making offers to students well before the official January deadline. **Many offers are made to Marling students in November & December each year.**

If you want your application sent before Christmas but are hoping for predicted grades to go up after November exams, you need to pay and send by 10th November and ask your tutor/adviser to complete the reference but hold the application until after you have discussed predicted grades with your teacher.



Completing the UCAS application

Seven sections to complete:

1. Personal details
2. Additional information
3. Student finance > Tutor adds reference > UCAS > Universities/colleges
4. Choices
5. Education
6. Employment
7. Personal statement



MARLING
SIXTH FORM
Downfield Road

CREATE YOUR FUTURE



YOUR APPLICATION - PLEASE CHECK

Nominated access: You are strongly advised to nominate a parent/carer to be able to discuss your application. This will allow your application to proceed in the event of unforeseen circumstances.

Funding: Unless you are paying privately for your university study, your fee code is **02**.

Education: You must add all secondary school qualifications that you have taken. This includes any that are ungraded. You must also add all qualifications you are due to take and mark them as pending.

Check that you enter each qualification you are due to take accurately or this may delay your application when universities receive the results. Predicted grades will be entered for results that will be received after application.





MARLING
SIXTH FORM
Downfield Road

CREATE YOUR FUTURE



Personal statement

- The only section you have total control over.
- Your chance to sell yourself as an individual.
- **One personal statement for all your choices.**
- Maximum of 4,000 characters, or 47 lines.
- No spelling or grammar check.
- No formatting, e.g. bold, italics, or underline.
- **Every personal statement checked for plagiarism.**

UCAS





MARLING SIXTH FORM

Downfield Road

Exeter University
session last
week. Choosing
courses and
Degree
Apprenticeships -
next week.

Personal Statement: Structure Overview



INTRODUCTION

Why that course?

Why do you want to do what you want to do?

DON'T: use the word passion

say you've been interested since you were 5 years old

DO: give a specific example of when your interest began

MAIN BODY OF STATEMENT

Super curricular & academic

"Think **super-curricular** NOT extra-curricular"

Super-curricular is all the things you have done (beyond A Level work) which relate to the course.

What have you done/read/seen/written/attended to help you succeed and know that this subject/course is right for you?

DON'T: narrate the content of your A Levels

DO: specify a particular element of your A Levels that is of interest

Extra-curricular

You as a person - personal skills/interests/activities, relate to the course where possible

CONCLUSION

Why should the university offer you a place?

What career aspirations do you have?

Mention your gap year if applicable

Your personal statement should be at least $\frac{2}{3}$ academic





MARLING
SIXTH FORM
Downfield Road

CREATE YOUR FUTURE



Top tips

- Focus on why you would be a good student for the course
- Start with a couple of sentences about what you find interesting about the subject
- Don't say you wanted to do it since you were little
- Don't explain the subject to the admissions tutor - they know what it is
- Don't mention individual universities
- Don't use popular quotes - be yourself
- If you do use a quote, make it subject specific and back it up
- Do write about specific things relevant to the subject that you have read/watched/attended that you found interesting and explain what you thought and what you did to take that learning further
- Don't just list things you have read or done
- Definitely don't list things you haven't read or done!
- Make it 80% academic - 20% extra curric
- Explain the relevance of everything - what skills did it give you/demonstrate?
- ABC - Action, Benefit, Course
- End with a positive statement that sums up your interest
- **DO NOT PLAGIARISE - UCAS checks each application**





MARLING
SIXTH FORM
Downfield Road

CREATE YOUR FUTURE



When you have completed all your sections:




- Pay £27.50 (For up to 5 applications) and send your application
- Your application will now be within the school's control
- Your tutor will check your application is complete and add your reference
- Your sixth form UCAS adviser will check your application and send it to UCAS
- You will receive an acknowledgement from UCAS. UCAS will send your application to the universities.



UCAS: tutor references are now written in 3 sections

Three section approach

UCAS

	Enter a general statement about your school/college/centre.
	If applicable, enter any information about extenuating circumstances which may have impacted the applicant's education and achievement.
	Outline any other supportive information specific to the applicant and relevant to the course(s) applied for that you think universities/colleges should be aware of.

**1-1
with
tutor**

Maximum 4000 characters

Predicted grades

A predicted grade is the grade of qualification an applicant's school or college believes they're likely to achieve in positive circumstances.

UCAS says they should be:

aspirational but achievable – stretching predicted grades can be motivational for students

determined by professional judgement – your expertise and experience are vital in informing predictions

data-driven – while each school will have its own process, you should look at past Level 2 and Level 3 performance, and/or internal examinations to inform your predictions

UCAS says they should not be:

affected by student, parental, guardian, or carer pressure – there are **risks associated with inflating and suppressing predicted grades**

influenced by university or college entry requirements or behaviours – predicted grades should be set in isolation of an applicant's university or college choice(s)

affected by student behaviour or background – predicted grades should be made objectively and disregard external factors.

Interviews and admissions tests

- More and more courses are inviting students to an interview before making a decision.
- All students should check whether they will be interviewed for their course and let Sixth Form know.
- Students who are required to attend an interview may be offered a practice (mock) interview, with a member of the sixth form team. You can also ask friends and family to do practice interviews with you at home.
- Some competitive universities require you to pass an additional admissions test. YOU need to check if this applies.



31 January	All UCAS applications for equal consideration
28 February 2024	UCAS Extra opens (no offers)
16th May 2024	Uni decisions on 31 Jan applications
6th June 2024	Reply to uni offers received by 16 May
30th June 2024	All future UCAS apps entered into Clearing
4th July 2024	Last date to apply via Extra
5th July 2024	Clearing opens



Replying to university offers - UCAS.com

You can only accept one firm choice and one insurance choice (if you choose to have one). You must decline all other offers.

Firm acceptance – this is your first choice.

If it's an unconditional offer, the place is yours! So that course provider will expect you as their student.
Or if it's conditional, the place is yours if you meet the offer conditions.

Insurance acceptance – the back-up choice to a conditional firm acceptance.

If you're choosing an insurance, go for something with lower offer conditions – make sure it's somewhere you'd still be happy to go to though.

Remember, you'll only attend your insurance choice course if you don't meet the conditions of your firm choice, but you do meet the conditions of your insurance. You can't choose between your firm and insurance when you get your results, so make sure you're happy with which is your firm and which is your insurance before you reply.

Decline – you'll need to decline any other offers you get.

If you decide you don't want to accept any of the offers, you can decline them all and add more courses in our [Extra](#) service. Alternatively, you can see what courses still have vacancies later on in our [Clearing](#) service.



Student Finance

The school has NO involvement in student finance

You apply via Student Finance England

Loans can include a Tuition Fee Loan (£9,250) and a Maintenance Loan to help with living costs.

Tuition Fee Loans, to cover the full cost of your course, are paid directly to the course provider, and you won't have to pay it back until after your course, when you're earning above a certain level.

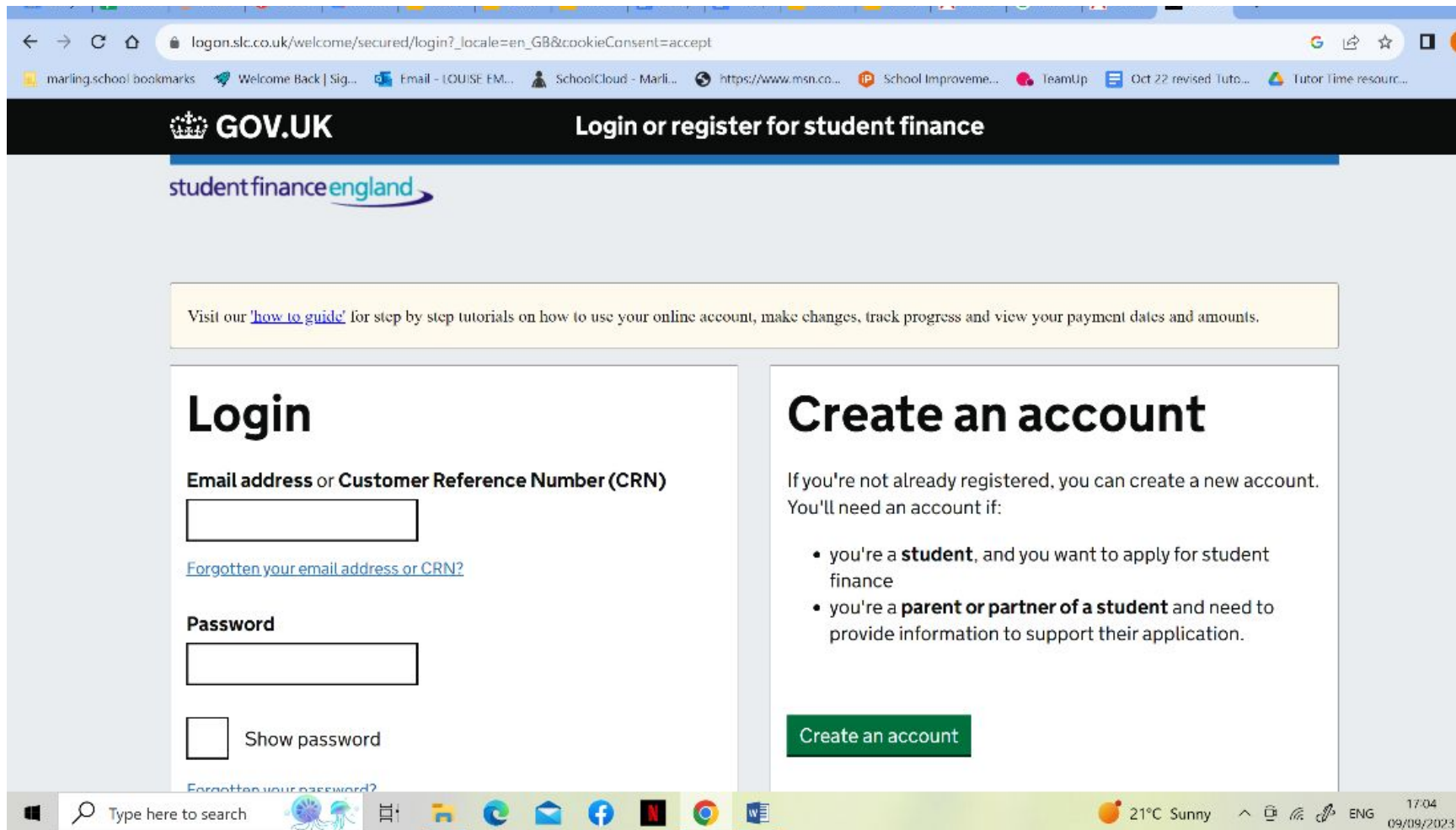
Maintenance Loans can be applied for at the same time, lending you money at the start of each term (or monthly in Scotland). How much you get depends on your household income, where you study, where you live, and how long for.

Students can apply for grants if they're eligible for certain benefits, disabled, or need help with childcare costs.

Maintenance Loans - paid to student each term

Full Year Student*	Maximum Loan	Non-Income Assessed	Income Assessed
Parental Home	£8,400	£3,698	£4,702
Elsewhere	£9,978	£4,651	£5,327
London	£13,022	£6,485	£6,537
Overseas	£11,427	£5,524	£5,903

Applications open in Feb/March 2024 - slc.co.uk



The screenshot shows a web browser window displaying the student finance login and registration page. The browser's address bar shows the URL: `login.slc.co.uk/welcome/secured/login?_locale=en_GB&cookieConsent=accept`. The page header features the GOV.UK logo and the text "Login or register for student finance". Below the header is the "student finance england" logo. A yellow banner contains the text: "Visit our [how to guide](#) for step by step tutorials on how to use your online account, make changes, track progress and view your payment dates and amounts."

The page is divided into two main sections: "Login" and "Create an account".

Login

Email address or Customer Reference Number (CRN)

[Forgotten your email address or CRN?](#)

Password

☐ Show password

[Forgotten your password?](#)

Create an account

If you're not already registered, you can create a new account. You'll need an account if:

- you're a **student**, and you want to apply for student finance
- you're a **parent or partner of a student** and need to provide information to support their application.

[Create an account](#)

The bottom of the browser window shows the Windows taskbar with various icons and the system tray displaying "21°C Sunny" and the date "17/04 09/09/2023".

- You won't have to make repayments until your income is over a new set threshold, which will be **£25,000 a year** until **April 2027**
- From April 2027 the threshold is set to rise annually with inflation (RPI)
- If you study a full-time course, you will be due to start repaying from the April after completing your course or leaving/withdrawing from higher education
- To make the system fairer for students, the student loan interest rate will be set at **RPI +0% for new borrowers** starting courses from AY 2023/24
- A 2026 graduate who starts a job with a salary of £28,000 a year, would expect to repay around **£17 per month** over financial year 2027-28
- If your income drops below the threshold, your repayments will stop, and any outstanding balance will be **written-off 40 years** after entering repayment

KEY MESSAGES

For 2022/23, only **63%** of new full-time applications were received before the start of the academic year. Please encourage students to apply early!

- The quickest and easiest way to apply is online at gov.uk/studentfinance
- Students **don't need a confirmed place at university or college** to apply
- Apply with **your preferred choice**, you can change details later if needed
- Make sure any **evidence/information needed** to support your application is supplied '**right first time**' (students and parent/partners)
- Read, **understand and agree** to the loan **Terms and Conditions**





Alternatives to university

- Apprenticeships, employment, gap year
- Degree Apprenticeships - www.ucas.com
- Session for students next week on choosing courses and Degree Apprenticeships
- Expanding choice of Level 4, 5 and 6 Apprenticeships available across many sectors
- Unlike universities, no single admission service
- Unifrog and <https://www.gov.uk/apply-apprenticeship>
- Apply separately for each one
- Jan/Feb 2024
- Advice and guidance in school - Mrs Bhambra





MARLING
SIXTH FORM
Downfield Road

CREATE YOUR FUTURE

www.ucas.com

Ofsted
Outstanding

Browser address bar: ucas.com/undergraduate

Navigation bar: marling.school | bookmarks | Welcome Back | Sign... | Email - LOUISE EM... | SchoolCloud - Marli... | https://www.msn.co... | School Improve... | TeamUp | Oct 22 revised tuto... | Tutor Time resourc...

Results, Confirmation, and Clearing

Make sure you're prepared and know what to expect.

Conservatoires

Thinking about studying a performance-based course? Find out if studying at a conservatoire is right for you.

Distance learning

Distance learning is an alternative route to studying a degree, find out if it's right for you.

NOT SURE UNI IS RIGHT FOR YOU?

talk to current students online

Chat now >

Advertisement. Why the ads?

WHAT'S NEXT FOR YOUR CHILD AFTER SCHOOL OR COLLEGE?

Find out more >

Advertisement. Why the ads?

Student life

Feedback (:)

Browser status bar: Type here to search | 21°C Sunny | 17:00 | 09/09/2023





MARLING
SIXTH FORM
Downfield Road

CREATE YOUR FUTURE

The year ahead – dates



TERM 1

13 September - Y13 Parents' Information Meeting (Next Wed - 6pm)

13 October - Free and Equal Conference

16 October - Early apps UCAS deadline

Thursday 26 October - 5 November - HALF TERM

TERM 2

10 November - UCAS pay and send deadline for pre-Xmas submission to UCAS

13th - 22nd November- Yr 13 mock examinations

29th November - Exam results release date (Earliest date)

7th December - Yr13 Parents Evening

8th December - INSET

18th December- Yr13 tracking reports home

Friday 22 December - 12.30 - end of term





MARLING
SIXTH FORM
Downfield Road

CREATE YOUR FUTURE

The year ahead – dates



TERM 3

31 January - UCAS Equal Consideration application deadline

Friday 9 February - HALF TERM

TERM 4

19-26 February - Y13 Mocks

6 March - Exam results release date

12 March - INSET

18 March - Tracking home

21st March - Yr13 Invitational Parents' Evening

Friday 22 March - EASTER BREAK

**A Level Results
Day - Thursday
15th August 2024**

TERM 5/6

Approx 9 May - study leave

13 May - A Levels start (End 21 June)

16 May - unis make offers for all 31 January applicants

6 June - reply to uni offers received by 16 May





MARLING
SIXTH FORM
Downfield Road

CREATE YOUR FUTURE



- Weekly briefings continue
- Notices/information are posted regularly on M6 Noticeboard
- We will also use Edulink/school email to contact students
- It is IMPORTANT to check all these communication channels daily for information.
- There are lots of **non-negotiable** deadlines in Y13 - don't miss them!





MARLING
SIXTH FORM
Downfield Road

CREATE YOUR FUTURE



There is always someone to talk to

- Your tutor is available each day
- 6th Form team staff are based in Downfield Reception area and East Campus
- To arrange to see Heidi go to Downfield reception or email HAV@marling.school



MARLING SIXTH FORM

Downfield Road

CREATE YOUR FUTURE



Please ask for any help you need.



Senior Administrator

Jayne Elder

PA to Head of Sixth Form
jxe@marling.school



Administrator

Kristy Kitchen

Receptionist & Communications
klk@marling.school



Student Support

Heidi Vinton

Pastoral Support
hav@marling.school



Student Support

Zara Bhambra

Academic Support
zeb@marling.school



Student Support

Melissa Ridgway

Behaviour, Culture & Ethos
mxr@marling.school



Attendance

Kyle Brand

Deputy Attendance Officer
kbb@marling.school



Attendance

Emily Alway

Student Support
eja@marling.school





MARLING
SIXTH FORM
Downfield Road

CREATE YOUR FUTURE



There are lots of people to help you.



Head of Sixth Form

Louise Harris

English

leh@marling.school



Head of Year 12

Holly Rogers

History & Politics

her@marling.school



Head of Year 13

Alice Bailey

Geography

arb@marling.school



HEI Co-ordinator

Dan Elson

History & Higher Education

dje@marling.school





MARLING
SIXTH FORM
Downfield Road

CREATE YOUR FUTURE



Mental Health 1 - Stress, communication and support | Resources





MARLING
SIXTH FORM
Downfield Road

CREATE YOUR FUTURE



Key messages:

- It's a year of deadlines - real ones!
- PPPP
- Help and support is always available - ask for it
- Please work with us



MARLING
SIXTH FORM
Downfield Road

CREATE YOUR FUTURE



Thank you for listening!

